



PIX VIRTUAL EXPERIENCE CENTRE TUTORIAL

Introduction

We're delighted to announce our brand new **PIX Virtual Experience Centre**.

The virtual experience offers a multitude of benefits and is something we will continue to develop and use in parallel for our marketing and sales activities. The interactive aspect of the PIX Virtual Experience Centre could serve as a basic platform for a lot of activities including 3d animated view of our belt, online meetings, online chat, testimonials, presentations/training seminars, podcasts, product launches, demos, etc. regardless of time zone or location.

Our Virtual Experience Center has a broad selection of all key PIX products. Please feel free to take a look around at your own pace and click on the area that most interests you.


Features

- Magnificent futuristic architecture empowers the immersive & interactive 360° view
- A broad selection of all key PIX products
- Empowered by stunning 3D replicas of PIX Belts
- Digital library segment combining multiple levels of content
- An interactive 360° walkthrough experience
- Ease of accessibility - laptops, mobile devices or tablet
- Multi-language support - English, German, Spanish, Russian, Hindi, French & Chinese
- Virtual help desk - schedule meeting, chat, call or send an email

Language Selection Pop-up



Menu Bar options



Home –Will arrive at the home location instantly at any point of time



About us – Navigate PIX at a Glance, Vision & Mission, Certifications, Awards, History, Sustainability

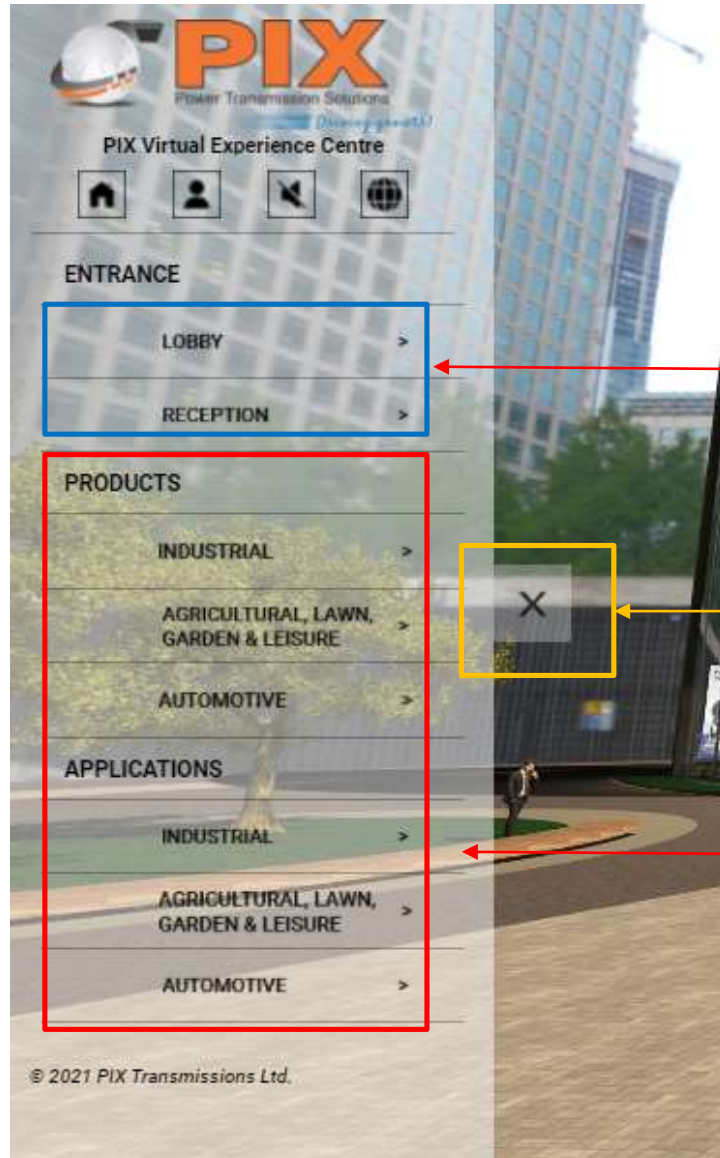


Mute – To enable/disable background music



Global Locations – Information on our locations worldwide (Address, Phone no., Emails, Fax, Website address)

Menu Bar options





These buttons will facilitate you in returning to the reception or lobby if you are inside the rooms.


Minimize the menu bar

You will notice the Products zone and the Application zone on the menu bar. Both areas are further bifurcated into Industrial, Agricultural, Lawn, Garden and Leisure, as well as Automobile zone. Clicking on the zone will redirect you to the specific zone .

Viewport helps you to navigate around



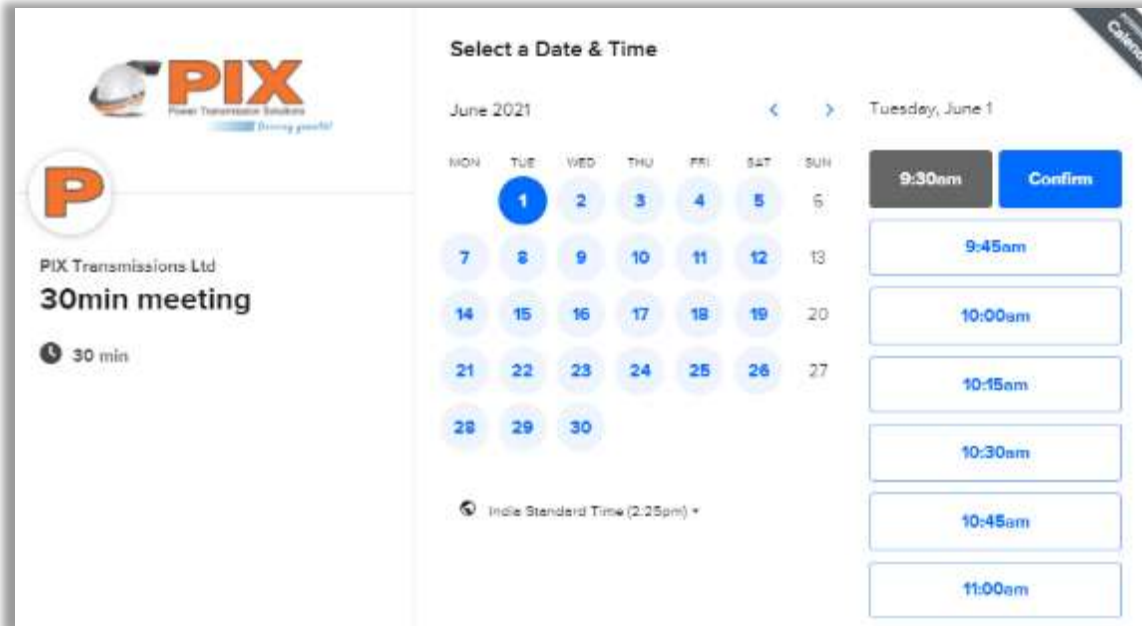
Schedule meeting



Click on the icon

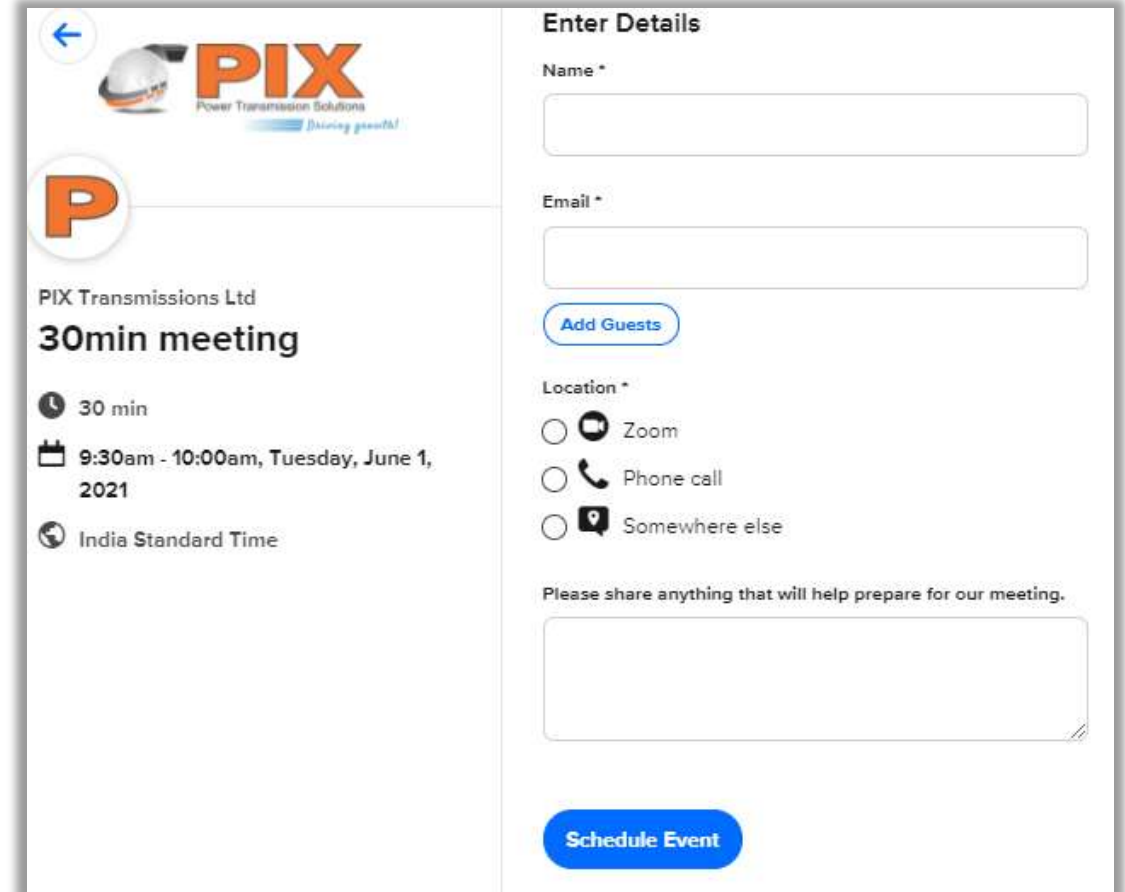
Schedule meeting – 2 step simple process

1.Set your availability



The screenshot shows the 'Select a Date & Time' interface. On the left, the PIX logo and a large 'P' icon are visible, along with the text 'PIX Transmissions Ltd' and '30min meeting'. The main area features a calendar for June 2021, with the date '1' selected. To the right of the calendar, a list of time slots is shown: 9:30am (selected), 9:45am, 10:00am, 10:15am, 10:30am, 10:45am, and 11:00am. A 'Confirm' button is located next to the 9:30am slot. The bottom of the interface indicates 'India Standard Time (2:25pm)'.

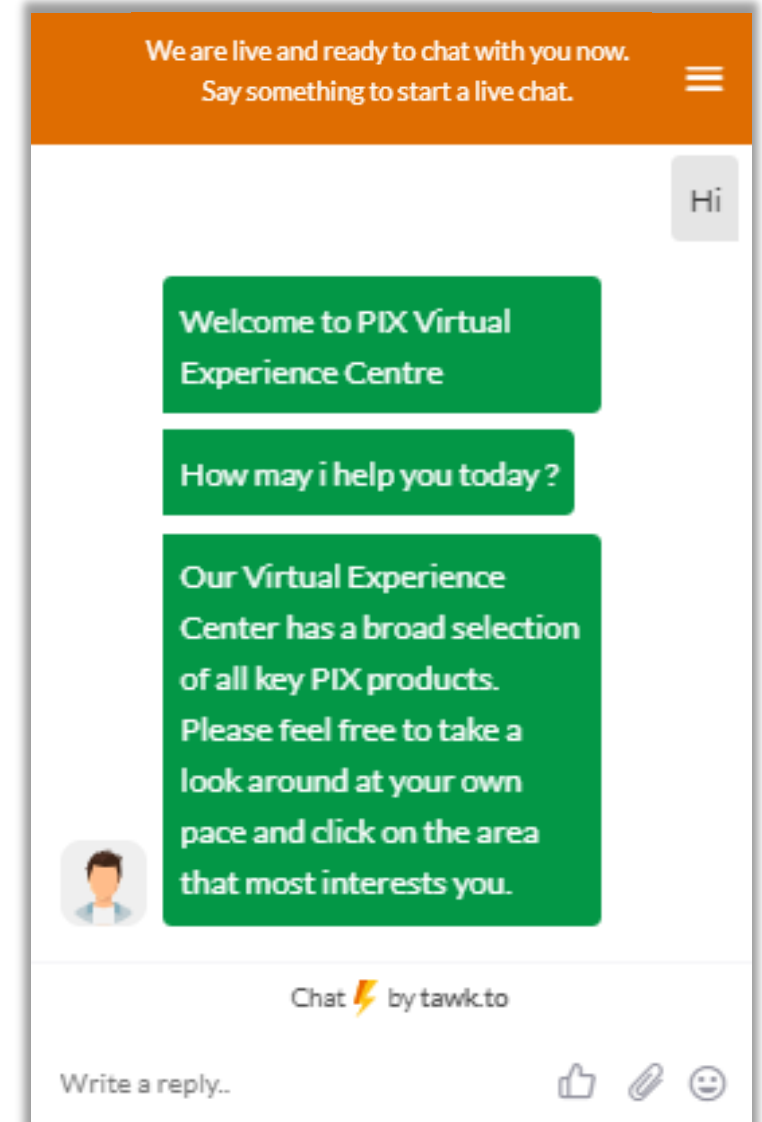
2.Choose the type of meeting



The screenshot shows the 'Enter Details' interface. On the left, the PIX logo and a large 'P' icon are visible, along with the text 'PIX Transmissions Ltd' and '30min meeting'. The main area displays the meeting details: '30 min', '9:30am - 10:00am, Tuesday, June 1, 2021', and 'India Standard Time'. On the right, there are input fields for 'Name *' and 'Email *', an 'Add Guests' button, and a 'Location *' section with radio buttons for 'Zoom', 'Phone call', and 'Somewhere else'. Below these is a text area for 'Please share anything that will help prepare for our meeting.' and a 'Schedule Event' button at the bottom.

Default Hours: Mon-Sat, 9.30 am - 6 pm IST

Chat Function - Chat with PIX representative



Lobby



Please allow us to introduce the features of our Virtual Experience Center to you. You will notice the Products zone to your left and the Application zone on your right. Both areas are further bifurcated into Industrial, Agricultural, Lawn, Garden and Leisure, as well as Automobile zone.

Reception area




The Navigation display unit will assist you to go directly in respective zone.

The Virtual Hostess after welcoming will introduce the features and will assist throughout the tour.

The Navigation display unit will assist you to go directly in respective zone.

Lobby - Left side




I – Information icon will assist you to go directly in respective zone

Lobby - Right side



Multiple videos option to choose

Lobby - Right side



Webcast video options for pre-recorded video
(presentations / training seminars, podcasts, product launches, demos, etc.)


Industrial Products Zone

This zone is partitioned into 6 distinct categories of Belt construction.





Industrial Applications Zone

PIX products span an incredible range of Industrial Belt applications.



Industrial Applications Zone continued...

PIX products span an incredible range of Industrial Belt applications.




Industrial Products Zone



↑
The Virtual Hostess will introduce the features

Virtual Hostess




The Virtual Hostess disable temporarily

The Virtual Hostess will appear while again clicking on the icon



In-depth details of the product



If you click on the **“eye” icon**, you will see a 3D animated view of our Belt for easy visualization.



You can rotate, zoom, pan the Belt, viewer based on the WebGL and WebXR technologies that allows users to display 3D models on the web, to be viewed on any mobile browser, desktop browser or Virtual Reality headset.

In-depth details of the product



Clicking on the “I” icon will help access in-depth details and features of the particular product.

Features, Constructional Details, Product Range, Reference Standards, Applications, Product Label.

PIX-Thermal®-XT2 High-power, EPDM Timing Belts



Features

- Superior power density up to over 100 Nm/cm² (both XT2 8M and 30M)
- Higher angular speed (relating to both 8M and 30M)
- Optimum operational efficiency and a prolonged belt life
- Lower operational noise
- A wide range of properties as per ISO 4533
- Green technology
- Temperature range -25°C to 120°C

Constructional Details

1. The special compound, resistant to shock, offers superior flexibility
2. Specially treated glass cords for superior tensile strength and minimum elongation
3. High tensile EPDM rubber compound for superior belt adhesion and increased power transmission
4. Hydrolytic stable fibres used for high wear resistance



Product Range		Width (mm)	Pitch (mm)	Teeth (per 100mm)	Manufacturing Speed		Storage Width (mm)	Length (meters)
					Min (m/min)	Max (m/min)		
PIX-Thermal-XT2 8M	5.00	8.00	12.5	90	2150	4150	400	10
PIX-Thermal-XT2 30M	8.00	30.00	3.00	30	4150	2150	400	10
PIX-Thermal-XT2 8M	14.00	8.00	12.5	90	4150	2150	400	10
PIX-Thermal-XT2 30M	5.00	30.00	3.00	30	2150	4150	400	10
PIX-Thermal-XT2 8M	8.00	8.00	12.5	90	4150	2150	400	10

Reference standards

ISO 13055

Applications

Food processing machinery, paper & packaging machinery, printing machinery, industrial conveyors, conveyors of food products, medical equipment, transport and material handling, etc.

Product Label




© 2021 PIX Technology Ltd. | Customer Feedback | Privacy Policy | Cookie Policy | Terms & Conditions | Sitemap



Literature

Browse our literature section and stay informed on the latest developments related to our Company and our products. Clicking on the “i” icon will help access to details and features.



Product Catalogues

Awards, Vision,
Mission, Certifications

Technical Manuals

Flyers

Dedicated video wall on each zone



Modern Graphics panel




Agriculture, Lawn, Garden and Leisure Product Zone

This zone is partitioned into 4 distinct categories of Belt construction.



Agriculture, Lawn, Garden and Leisure Application Zone

PIX products span an incredible range of Agricultural, Lawn, Garden and Leisure Belt applications.





Automotive Product Zone

This zone is partitioned into 3 distinct categories of Belt construction.



Automotive Applications Zone

PIX products span an incredible range of Automotive Belt applications.



PIX Virtual Experience Centre

Please share your feedback on the” PIX Virtual Experience Center “as it would help build a truly powerful and world-class innovative tool.

Link: <https://www.pixtrans.com/vec.php>

(For a better user experience, we recommend using the most recent versions of Chrome, Safari, Firefox, or Microsoft Edge)

Get ready for an exciting virtual ride in PIX Virtual Experience Centre!!!